

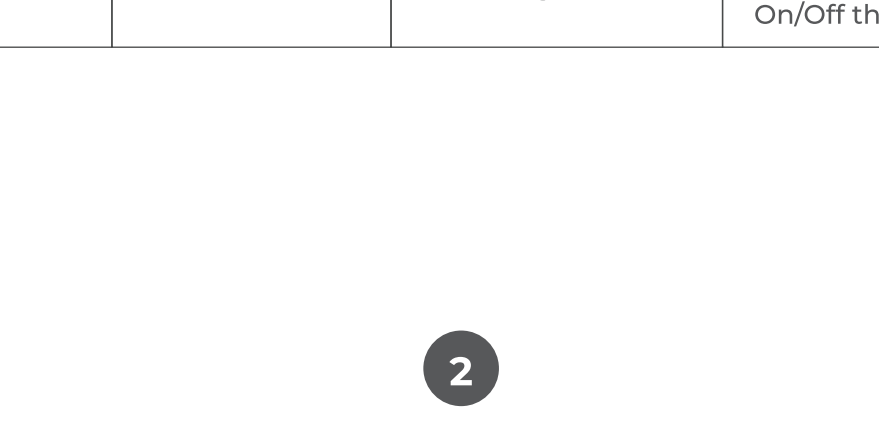


USER MANUAL

TABLE OF CONTENTS

Sr.No	Contents	Page No
1	Button Functions	1
2	Device Content	3
3	How to Access Content	4
4	Device Functions	5
5	LED Functions	7
6	Unique Features	9
7	Safety Measures	10
8	Warranty Overview	12
9	Terms and Conditions	13

BUTTON FUNCTIONS



Signs on the Buttons	Function	Action	Usage
	Loop/Shuffle	Click/Press Long Press	Turn on the Loop Turn off the Loop
	Volume Up	Click/Press	Increase the volume
	Volume Down	Click/Press	Decrease the volume

Contd.

1

Signs on the Buttons	Function	Action	Usage
	Previous	Click/Press	Plays Previous Song
		Double Click/Press	Jumps 10 seconds back
		Long Press	10 seconds rewind
	Next	Click/Press	Plays Next Song
		Double Click/Press	Jumps 10 seconds forward
		Long Press	Ahead 10 seconds fast forward
	Play/Pause	Click/Single Press	Play or Pause
	Power On/Off	Long Press	Long press the button to switch On/Off the device

2

DEVICE CONTENT


Explore from 500+ content and choose to play your favourite MODE - Rhymes, Learning, Divine, Stories.



Signs on the Buttons	Mode - Content
	200+ Nursery Rhymes and Lullabies for kids to sing and learn Like 'Old Mac Donald', 'Twinkle Twinkle Little Star', 'Johnny Johnny' and more
	40 Songs to teach little one's ABCs, numbers, animals, and First Words with their Phonics
	60+ Easy go to list of devotional songs and stories to educate kids about culture. This includes 'Om Naamah Shivay', 'The birth of Ganesha' etc
	200+ Classic Stories to teach kids moral values and good habits like 'Fox And The Grapes', 'The Lion and Mouse'

3

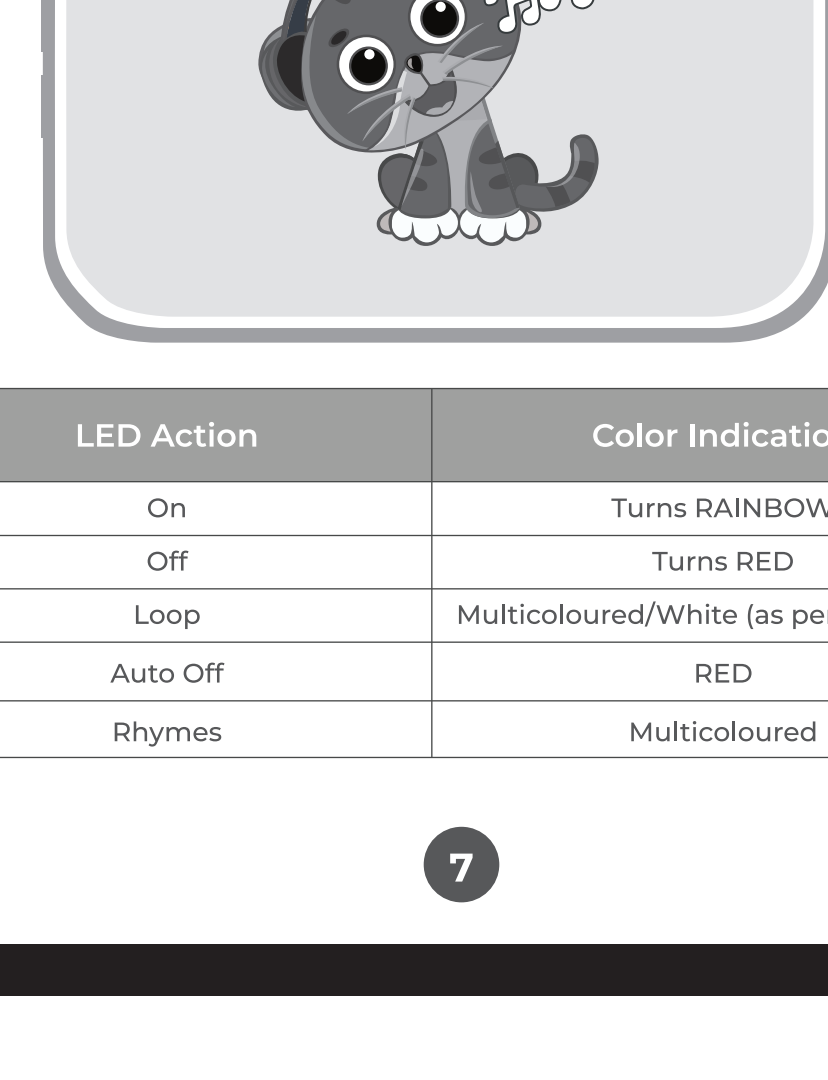
HOW TO ACCESS CONTENT



Signs on the Buttons	Action	Usage
		Connect Headphones /Speakers
	Click/Press	Color indicators on the front
	Click/Press	Pair Tablet/Phones/ Speakers

4

DEVICE FUNCTIONS



Signs of ports	Function
	To play your own playlist of songs
	Factory Reset

Contd.

5

Signs of ports	Function
	Connect your own devices (mobile/speaker/tablet)
	Lights on its own when device is connected to the charger
	Connect USB to USB Type C charging cable should be used. Frequency 50 Hz input and 5v 1A output. Full battery charge time: 1-2 hours Battery usage at once: Approximately 3-4 hours for a fully charged battery to drain.

6

LED FUNCTIONS



LED Action	Color Indication
On	Turns RAINBOW
Off	Turns RED
Loop	Multicoloured/White (as per play mode)
Auto Off	RED
Rhymes	Multicoloured

7

LED Action	Color Indication
Stories	WHITE
Learning	Multicoloured
Pause	ORANGE
Bluetooth	BLUE
AUX	PINK
USB	YELLOW

8

UNIQUE FEATURES

- Dancing LED** - Kids can enjoy dancing, singing and listening to rhymes and stories sync with the Dancing LED
- LED Indicators** - LED colour indicators to help understand "Mode" functions of the device
- Rechargeable Battery** - Longer lasting batteries that can be recharged
- Kid Friendly Design** - Sleek & simple to use design for both kids and parents
- Portable & Wireless** - Easy to carry on trips as the device does not need to be connected continuously to power
- Curated Content** - Access to 500+ popular stories, rhymes and devotional content in Hindi & English
- Made for Growing Kids** - Designed in a way that it is suitable for kids of all ages
- Narrative Audio** - To help kids expand their imagination & strengthen their listening, pronunciation and comprehension skills
- Best Parenting Tool** - Perfect device for parents to home-school their kids
- Battery Saver Mode** - Switch off the LED lights and save battery for extra playtime

9

SAFETY MEASURES

- PRODUCT HANDLING:**
 - Do not expose the product to excessive dust or heat. (under direct sunlight, gas burners, heaters)
 - Ensure no liquid spills onto the device, as this could cause malfunction or could prove to be a fire hazard.
 - The device should only be cleaned with a dry cloth.
 - Be careful not to pinch the cord or walk on it when close to the plug.
 - Do not submerge the device in water.
 - Electrical waste should not be disposed of with household waste. Please follow the disposal instructions provided by the local authority.

10

- BATTERY HANDLING:**
 - Avoid exposing the battery to temperatures above 60°C.
 - When disposing or recycling batteries, please ensure proper battery handling and disposal instructions.
 - Avoid mechanical shocks to the battery pack.
 - In case of battery leaks, do not let the liquid come in contact with the skin or eyes. If affected, clean the area with water and consult a doctor.
 - Keeping the battery fully charged will prolong its life.
 - A monthly battery charge of at least 4 to 5 hours is required to ensure optimal performance.
 - Switch off the LED when not required to save on battery usage.

11

WARRANTY OVERVIEW

The device comes with a 6-month warranty on all parts, excluding accessories. This covers servicing/repairs or replacing damaged parts.

The warranty is not applicable to or covers the following:

- Misuse or tampering causes any product data/content loss.
- Events outside FirstCry's control; failures due to fire, water damage, electrical disturbances; damages resulting from negligence or mishandling; usage for commercial, business, industrial, educational, or rental purposes.
- Use manufacturer specified attachments/accessories only
- For any repairs/service requirements, contact our customer care service
Email: customercare@brainbees.com / **Contact number:** +91-135-3501241

TYPE OF WARRANTY:

A) The customer must bring the product to the Authorised Dealer at his/her sole cost and responsibility, along with the original invoice, as part of the carry-in warranty service.

12

TERMS AND CONDITIONS

For detailed terms and conditions please visit <https://playbees.firstcry.com/playbeesdevice.html>

13

GET ACCESS TO 1000+ EDUCATIONAL ACTIVITIES FOR KIDS EARLY LEARNING

Follow these instructions to avail the PlayBees 1 year FREE Subscription:

- Download the PlayBees app from Appstore/Playstore
<https://playbees.page.link/plbphyscl>
- Once you have the app downloaded, login with your email ID registered with FirstCry.

Like the app?

- Please rate & review us on Appstore/Playstore. For more information, email us at playbees@firstcry.com